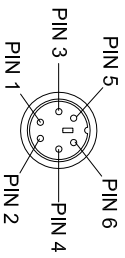


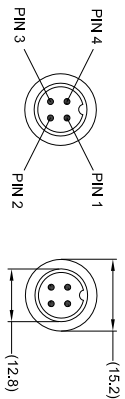
VIEW A



**6-PIN MINI DIN FEMALE
MATING FACE**

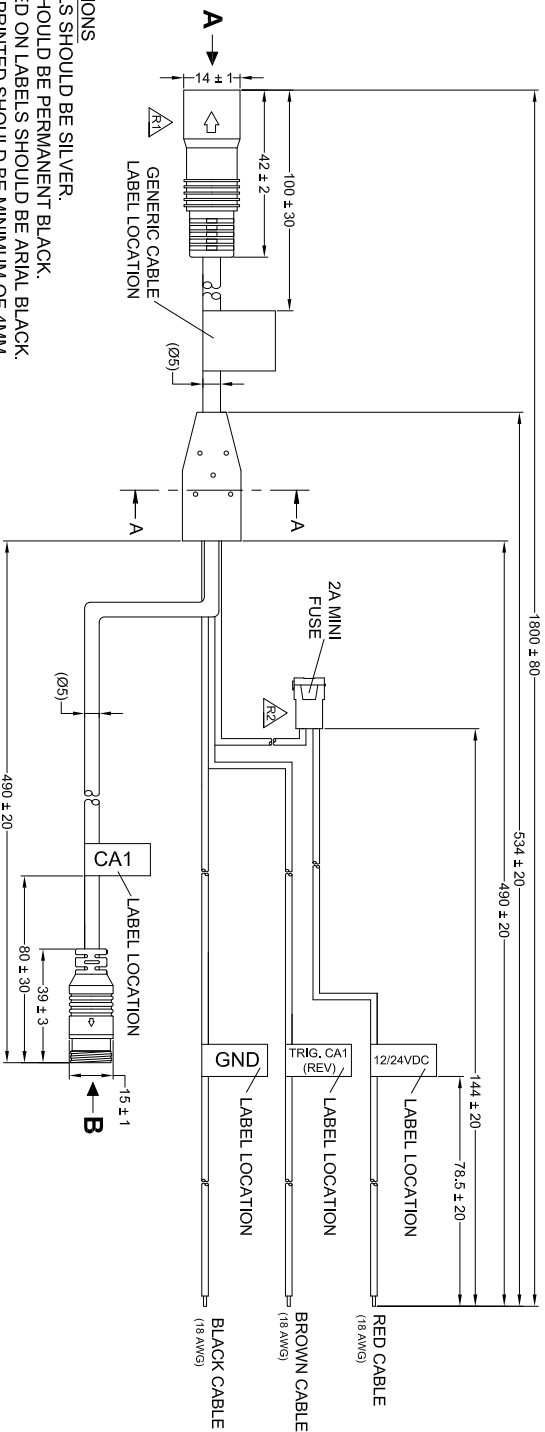
PIN #	WIRE COLOUR	DESCRIPTION
1	BROWN	TRIGGER 1
2	YELLOW	VIDEO
3	PINK	CAM 1 12VDC OUT
4	BLACK	GROUND
5	WHITE	AUDIO
6	RED	12/24VDC

VIEW B



**4-PIN MINI DIN MALE
MATING FACE**

PIN #	WIRE COLOUR	DESCRIPTION
1	PINK	+12VDC
2	BLACK/SHIELD	GROUND
3	WHITE	AUDIO
4	YELLOW	VIDEO



SPECIFICATIONS

- 1) ALL LABELS SHOULD BE SILVER.
- 2) ALL INK SHOULD BE PERMANENT BLACK.
- 3) FONT USED ON LABELS SHOULD BE SERIAL BLACK.
- 4) ALL TEXT PRINTED SHOULD BE MINIMUM OF 4MM.
- 5) ALL STRIPED ENDS SHOULD BE TINNED.
- 6) CONNECTOR GUIDES MUST LINE UP WITH ARROW.
- 7) FUSE HOLDER PHYSICAL APPEARANCE MAY CHANGE ALTHOUGH FUNCTION AND RATING MUST REMAIN THE SAME.

NOTES:

1. CABLE TO BE HELD NEATLY TOGETHER BY TWIST TIE.
2. ENSURE ARROWS LINE UP WITH LOCATING LUG ON CONNECTOR.
3. MAXIMUM POSSIBLE RESISTANCE PERMITTED FOR CABLE IS 1.2Ω.
4. CABLE TO BE SUPPLIED IN A SUITABLE PRESS SEAL BAG WHEN SUPPLIED AS A SPARE PART.
5. FOR MANUFACTURING CONTROLS PLEASE REFER TO ASSEMBLY PLANT DRAWING #SV472-28 REVISION 1.0.
6. FOR CABLE LABEL REFER TO LATEST REVISION OF GENERIC CABLE LABEL DRAWING BE-001500-XX-11.

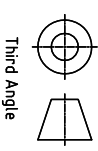
PROPRIETARY NOTICE

THIS DESIGN AND TECHNICAL INFORMATION APPEARING ON THIS DRAWING IS THE PROPERTY OF BRIGADE ELECTRONICS, AND IS DISCLOSED IN CONFIDENCE. IT IS NOT TO BE COPIED, REPRODUCED, REVISED TO OR EXPROPRIATED BY OTHERS, EITHER IN WHOLE OR IN PART WITHOUT THE EXPRESS WRITTEN CONSENT OF BRIGADE ELECTRONICS.

Revision Notes

R1 - CONNECTOR REVISED, FUSE TYPE CHANGED FROM MINI BLADE TO REGULAR BLADE FUSE.			
AP A: YILING ZHANG	Drawn M BUTLER	Checked RBATES	Approved: B JOHN Date: 15/10/14
R2 - FUSE HOLDER CHANGED TO MINI BLADE TYPE WITH COVER. NOTE 7 ADDED TO SPECIFICATIONS. (REF ECR CR-A368)			
AP A: YILING ZHANG	Drawn M BUTLER	Checked RBATES	Approved: B JOHN Date: 20/10/15

BRIGADE
www.brigade-electronics.com



Angle of Projection

Assembly Pl Approval		Approved by		Checked by		Drawn by	
YILING ZHANG (20/10/15)		B JOHN		RBATES		M BUTLER	
Units	mm	Scale	N/A	Released	30/06/14	Assembly Ref	SV472-28

Status	RELEASED	Part No	VBV-650M-CA
			BE-002916-02-14